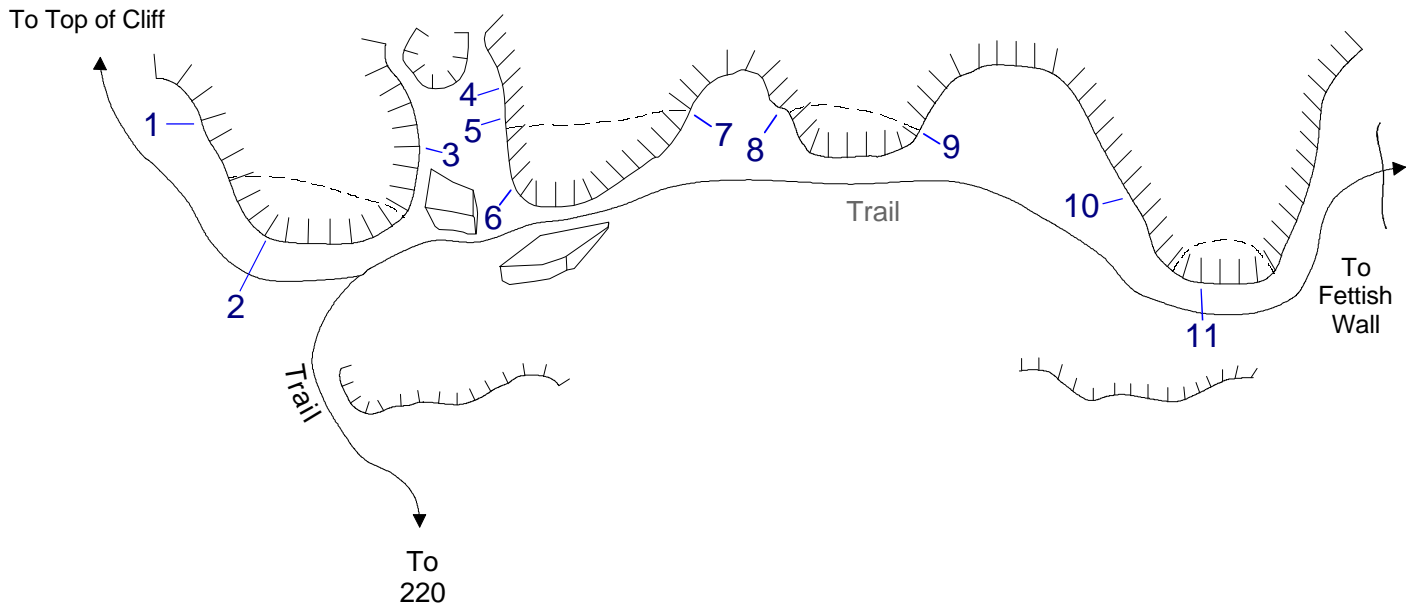


Gotham City Wall



Gotham City Wall

Route Names	Rate	Description
1. Bip Bap Boom ☞☞	5.10b	(sport/3 bolts/csa) Slightly overhanging face climb.
2. Chopper Chicks	5.10b	(mixed/1 bolt/na) Short climb that goes up through low roof to slabby face above.
3. The Riddler	5.10a	(sport/3 bolts/csa) Start on block and climb slabby face.
4. Big Red ☞	5.9	(sport/4 bolts/csa) Face climb to left of big roof.
5. Unnamed	5.10c	(sport/4 bolts/webbing anchors) Traverse right after first bolt of #4.
6. Clown Attack ☞☞☞	5.11c	(sport/6 bolts/csa) Climb out small roof to face.
7. Project	5.10a	(4 bolts/csa) Face climb.
8. Unnamed	5.9	(5 bolts).
9. Vicki Vail ☞☞	5.10a	(sport/4 bolts/csa) Face climb.
10. Unnamed		(sport/?/csa) Climb to ledge, continue up.
11. The Dark Knight	5.10a	(sport/4 bolts/csa) Face climb.

sport - all fixed gear requiring only quick-draws.

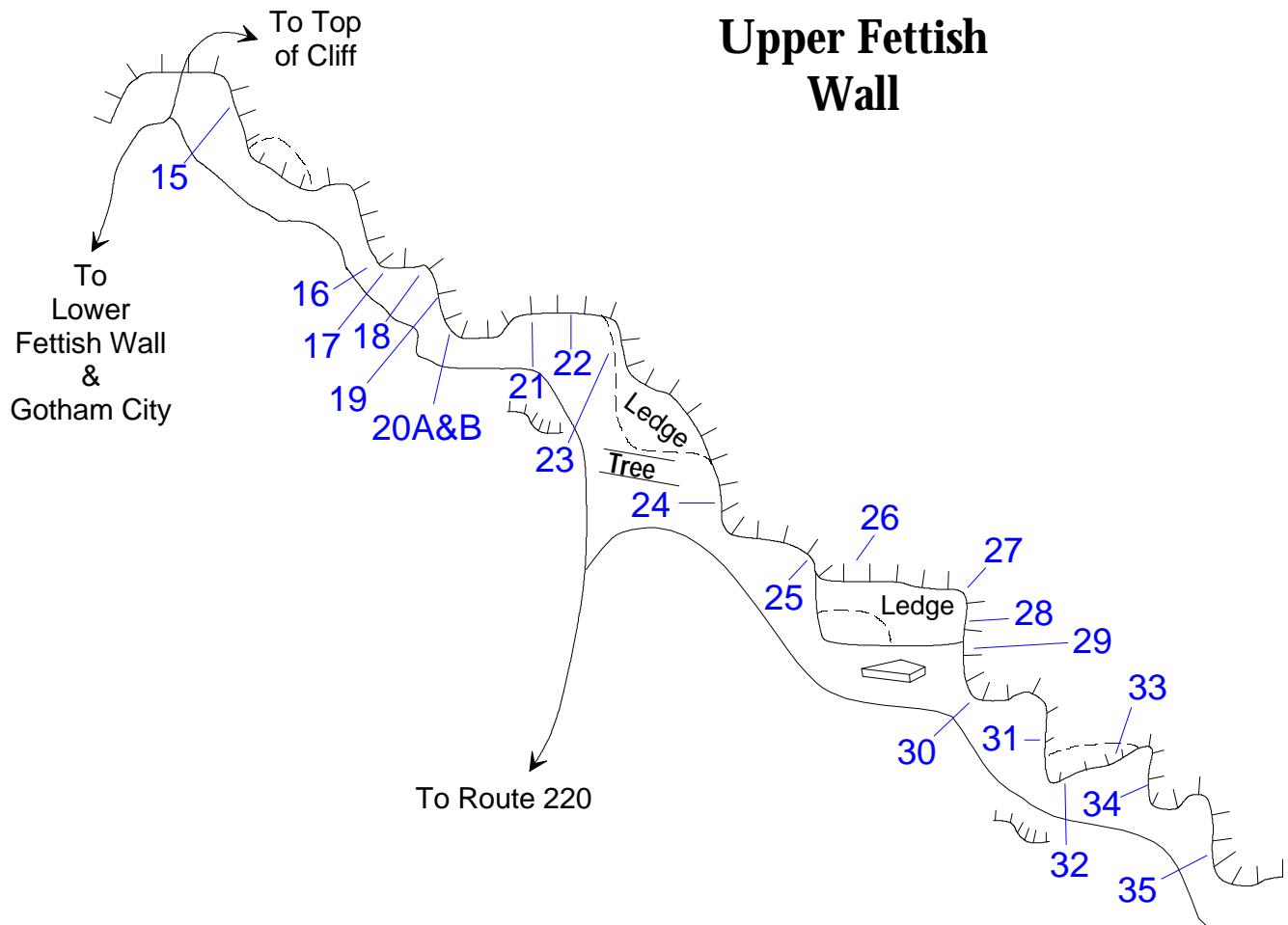
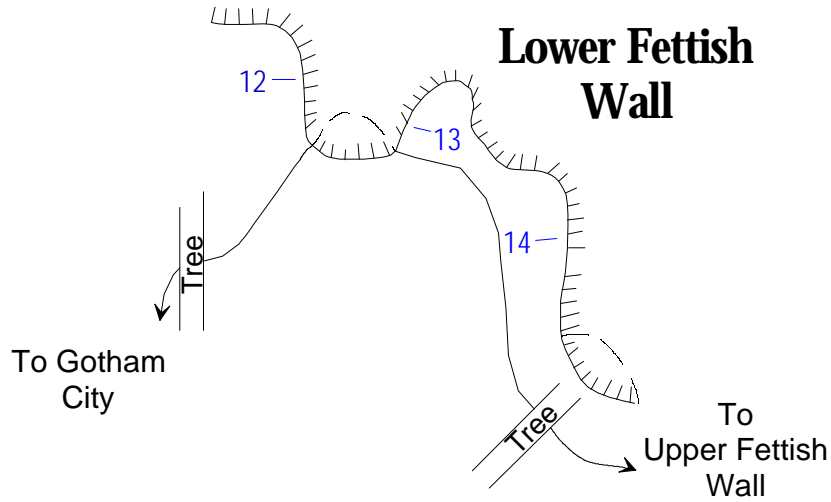
mixed - some fixed gear, but also requires natural protection.

trad - ("pro") no fixed gear, all natural protection.

csa - cold shut anchors.

Lower Fetish Wall

Route Names	Rate	Description
12. <i>Dead and Bloated</i> ☞☞	5.10a	(sport/4 bolts/csa) Face climb left of chossy roof.
13. <i>Just Say NO!</i> ☞	5.10a	(sport/4 bolts/csa) Slabby face right of chossy roof.
14. <i>The Rad Gumbo</i>	5.10a	(sport/4 bolts/na) Face climb.



Upper Fetish Wall

Route Names	Rate	Description
15. Whiney Butt	5.6	(sport/4 bolts/webbing anchors) Face climb.
16. The Catwoman	5.7	(mixed/2 bolts/csa) Start on right side of arete, then traverse up and left onto slabby face.
17. Get the Funk Up ☞☞	5.10c	(mixed/2 bolts/csa) Face climb right of arete. Use the same anchors as #14.
18. Leather and Latex	5.6	(trad) Climb corner crack to top or use anchors on #17.
19. Roasted Dude ☞☞	5.8	(sport/2 bolts/csa) Slabby face under roof.
20a. The Pinch Hitter	5.9	(sport/3 bolts/csa) Arete climb that shares anchors with #17.
20b. Unfinished	5.12a	The roof above #17 & #18A has been top roped but the last two bolts need to be added.
21. A Little Thing	5.12+	(trad) Twin cracks up overhanging face.
22. Ganja ☞☞	5.12c	(sport/5 bolts/csa) Overhanging face left of the twin cracks.
23. Natural High ☞☞	5.9	(trad) Face left of #20 with block shaped flake at half height.
24. Pretty Poison ☞☞☞	5.10a	(mixed/3 bolts/csa) Climb prominent arete and face left of arete.
25. Shattered	5.10b	(trad) Climb thin crack in corner under roof traversing left at roof and climb hand crack to top.
26. Unfinished		No information.
27. Three Time Loser ☞☞	5.9	(trad) Start on block and climb crack in corner.
28. Dopeman	5.10d	(top rope) Face between #25 and #27.
29. Superflake ☞☞☞	5.10b	(mixed/1 pin/csa) Start on block and climb prominent flake up center of face.
30. Mind Games ☞☞☞	5.10d	(sport/8 bolts/csa) Superb! Starts on arete and moves up face, then through small roof to top.
31. Happiness is Slavery ☞☞☞	5.9	(3 bolts/csa) Climb band of horizontals to bolted face above.
32. Unnamed	5.11c	(mixed/5 bolts/csa) Overhanging face to small roof and up to the top.
33. Unnamed	5.11d	(trad) Unfinished project. Starts 12 feet right of #32.
34. Black and Dekker		(sport/2 bolts/webbing anchors) Climb slabby face past 2 bolts to the top.
35. Almond Joy	5.6	(trad) Climb up flake on slabby face.

The Other Side Of The River - There are some excellent climbing routes on the opposite side of the river. This area is directly across (and obvious) from the Iron gate climbing area. An obvious landmark is the large jutting flake to the left and the main wall is to the right of this. Four bolted routes and one project are listed, but, there are many more trad. routes.

Unanamed	5.9	(sport/csa).
Unanamed	5.8	(sport/csa).
Project	NA	(csa) No bolts except for two csa's.
T.N.T.	5.10c	(sport/csa).
Adhesion ☞☞☞	5.8	(sport/csa) Classic climb, take your 60 meter rope.

More routes? More information? [E-mail us](mailto:info@lynchburgclimbingclub.com) or visit our website at lynchburgclimbingclub.com